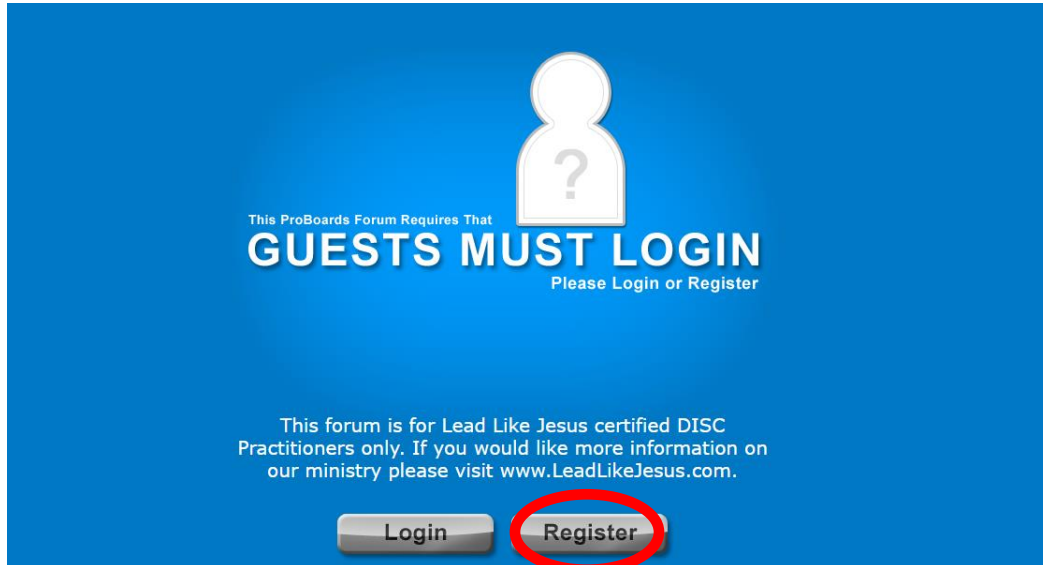


Lead Like Jesus Oasis Forum QuickStart Guide

Set up your account

1. Go to <http://lljoasis.freeforums.net/> and click on Register



2. Enter your email address and click continue (make sure it's a real one – you will need to receive an activation code at this email! 😊)



3. Complete the form and click continue

Forum Registration

| | |
|--|---|
| <p>Email Change Email</p> <input type="text" value="jdoe@jdoe.com"/> | This is the email you will use to login to your account. Please verify that it is correct. |
| <p>Create Password</p> <input type="password" value="••••••"/> | This is the password you will use to login to your account. All passwords must be a minimum of six characters long. We recommend passwords with both letters and numbers. |
| <p>VERIFY PASSWORD</p> <input type="password" value="••••••"/> | |
| <p>Password Strength</p> <div style="width: 20%; height: 10px; background: linear-gradient(to right, red, orange, yellow, green, blue);"></div> VERY WEAK! | |
| <p>Your Name</p> <input type="text" value="John Doe"/> | This name will be displayed on your ProBoards profile. |
| <p>Birthday</p> <p>March 22nd 1993</p> | You must be at least 13 years old to register. |
| <p>Gender</p> <p>Male</p> | Please select your gender from the drop down list. |

4. Pick your user name (this is what will display on the forum for others to see), agree to all their terms and click continue.

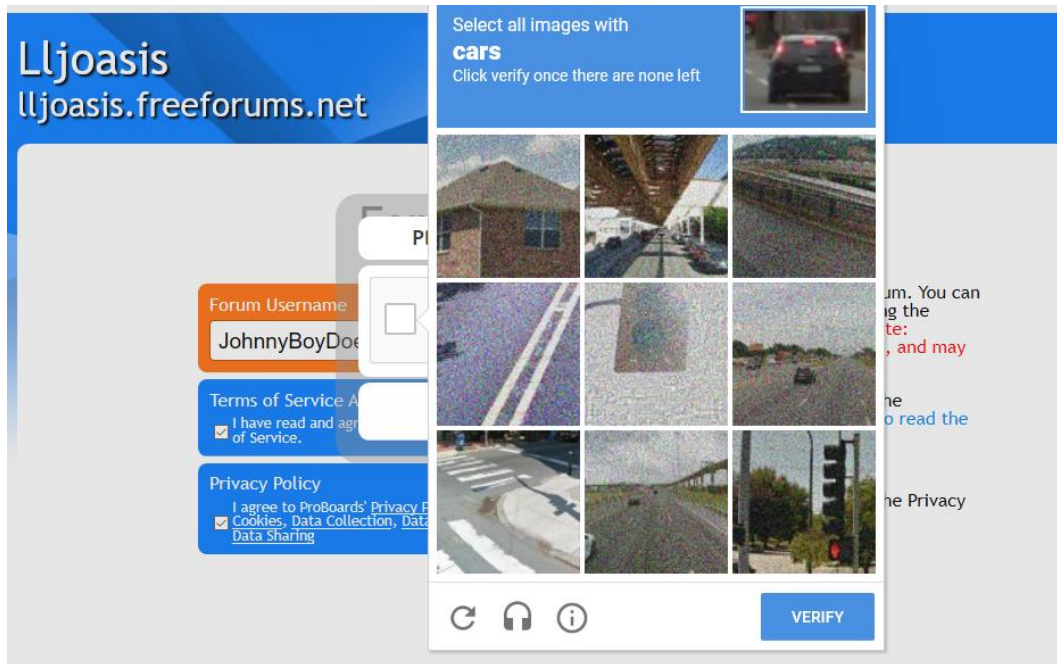
Lljoasis

lljoasis.freeforums.net

Forum Registration

| | |
|--|--|
| <p>Forum Username</p> <input type="text" value="JohnnyBoyDoe"/> | This is your unique username on the forum. You can change your name others see by updating the "display name" in your forum profile. Note: usernames may only contain a-z and 0-9, and may be no longer than twenty characters. |
| This username is available! | |
| <p>Terms of Service Agreement</p> <input checked="" type="checkbox"/> I have read and agree to the ProBoards Terms of Service. | In order to register, you must agree to the ProBoards Terms of Service. Click here to read the ProBoards Terms of Service. |
| <p>Privacy Policy</p> <input checked="" type="checkbox"/> I agree to ProBoards' Privacy Policy: Cookies, Data Collection, Data Use, and Data Sharing | In order to register, you must agree to the Privacy Policy. |

5. Captcha (pick the correct pictures!)



6. Activate your account using the code you were emailed when you registered. You can copy and paste the code from your email.

Activate

Your account has been created!

Please check your email for your activation key. Some providers may mark this email as spam, so make sure to check your spam folder.

[Resend Activation Email](#)

Enter your activation key to continue.

EMAIL [Change Email](#)
jdoe@jdoe.com

ACTIVATION KEY

Activate

How to Forum

Now that you are registered and activated, let's forum! We've created 2 different boards:

- LLJ Announcements and Other Important Stuff – this is where we will put information on upcoming events, new reports, changes to reports, etc.
- DISC Practitioner's Collaboration Board – this is your area to collaborate, encourage, and share

The screenshot shows the Ljjoasis forum interface. At the top, there's a navigation bar with links for Home, Help, Search, Members, Admin, Profile, and Messages. A welcome message for Kim Rider is visible. Below the navigation, there's a breadcrumb trail: Ljjoasis > Home >. A news section contains the message "Welcome to our new forum!". The main content area is divided into sections. The "General" section is circled in red and contains a table with the following data:

| Board | Threads | Posts | Last Post |
|--|---------|-------|---|
| LLJ Announcements and Other Important Stuff | 0 | 0 | No posts have been made on this board. |
| DISC Practitioners' Collaboration Board An open discussion board for practitioners to collaborate | 2 | 8 | January Practitioner Call by adamcdennis Jan 24, 2020 at 4:07pm |

Below the "General" section is the "Moderators" section, which contains a table with one row:

| Board | Threads | Posts | Last Post |
|--|---------|-------|--|
| Moderator Discussion You can talk to other moderators here. Moderator: Kim Rider | 0 | 0 | No posts have been made on this board. |

At the bottom, there's a "Legend" section with icons for "New Posts" and "No New Posts".

1. Click on the DISC Practitioners Collaboration Board
2. You have the option to click on a thread (discussion topic) that is already there, or you can create a new thread with your topic for discussion

The screenshot shows the Ljjoasis forum interface for the "DISC Practitioners' Collaboration Board". At the top, there's a navigation bar with links for Home, Help, Search, Members, Admin, Profile, and Messages. A welcome message for Kim Rider is visible. Below the navigation, there's a breadcrumb trail: Ljjoasis > General > DISC Practitioners' Collaboration Board >. A "Participated" button is visible. The main content area is titled "DISC Practitioners' Collaboration Board" and features a "Create Thread" button circled in red. Below this is a table with the following data:

| Subject | Created By | Replies | Views | Last Post |
|---------------------------|--------------|---------|-------|--|
| January Practitioner Call | barbarameiss | 4 | 27 | by adamcdennis Jan 24, 2020 at 4:07pm |
| Sample New Thread | adamcdennis | 2 | 19 | by Kim Rider Jan 24, 2020 at 3:53pm |

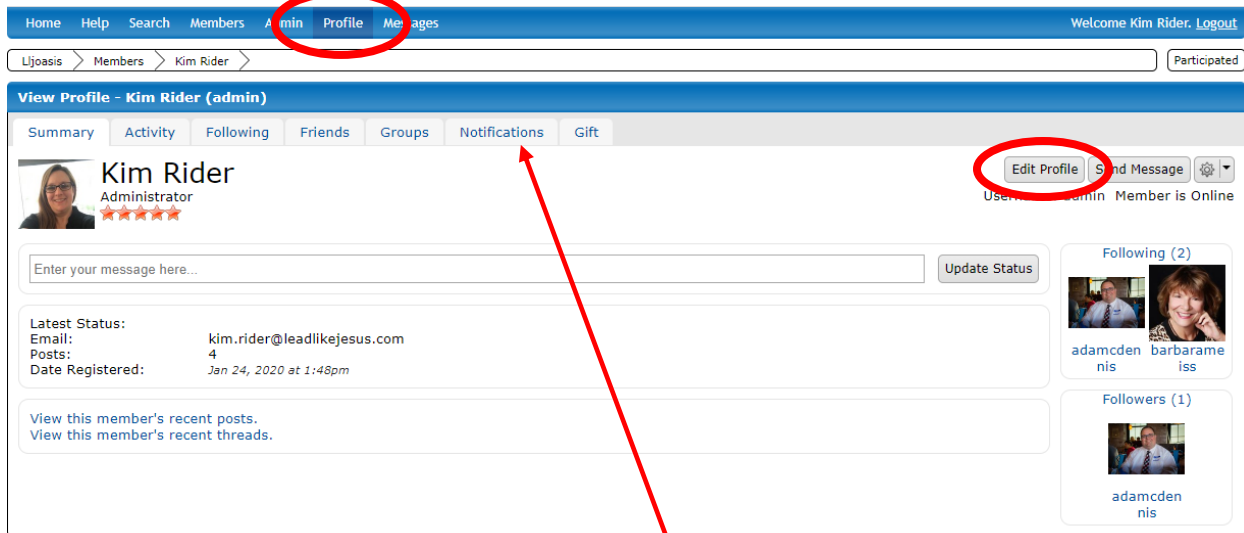
Below the table is a "Legend" section with icons for Thread, Announcement, Sticky, Locked, New, Poll, and Bookmark. At the bottom, there's a "Board Information & Statistics" section with a heading for "DISC Practitioners' Collaboration Board".

3. If you want to comment on an existing thread just click on it and scroll to the bottom and type in your response and click Post Quick Reply



Updating Your Profile

If you want to add a picture or update any of your personal information, just click on Profile from the top menu then click on Edit Profile to make changes.



To change notification settings so you receive an email when someone posts, you can follow the steps above to update your profile and then click on the Notifications tab.

If you need any assistance, please contact Kim Rider at kim.rider@leadlikejesus.com or 800-383-6890.